

Parkedin™

How To Reserve Parking

Join The Network!



STEP 1

Open the Parkedin app and select **Parking Reservations**.

STEP 2

Enter the duration of your parking session and the location you would like to make the reservation.

STEP 3

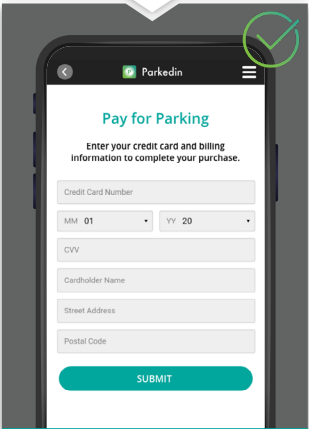
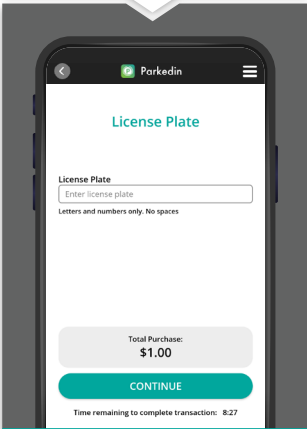
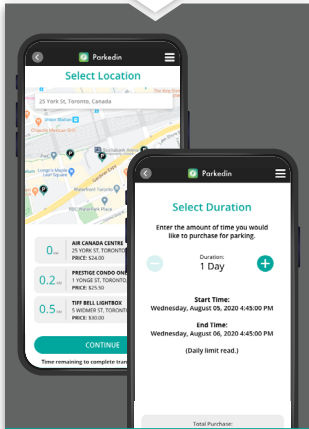
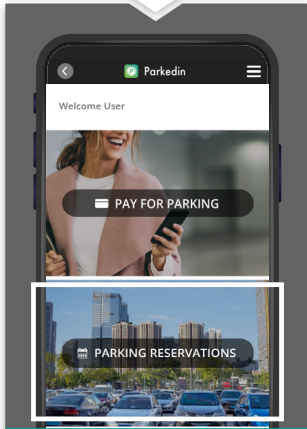
Enter your vehicle license plate and email address to receive the confirmation of reservation.

STEP 4

Input your billing and payment information and confirm your reservation details.

STEP 5

Upon arrival at your destination, scan the QR code at one of the service points to check-in.



NEED MORE TIME? Manage and extend your parking reservation using the Parkedin app.



PreciseParkLink.com

1 866 715-7275

sales@preciseparklink.com